










Following and giving directions using forwards, backwards, left and right

END							
							
							
							
							
							
							
							START

Using only the words *to the left*, *to the right*, *forwards*, *backwards*, follow these directions.

<p>A</p> <ol style="list-style-type: none"> Put your object on the start square. Move 1 square forward. Move 2 squares to the left. What have I landed on? 	<p>B</p> <ol style="list-style-type: none"> Put your object on the start square. Move 7 squares to the left. Move 1 square forward. What have I landed on?
<p>C</p> <ol style="list-style-type: none"> Put your object on the pirate's face. Move 3 squares forward. Move 1 square to the left. What have I landed on? 	<p>D</p> <p>Make up 2 or 3 of your own.</p>
<p>Extra challenge – give me directions to get from the start square to the end square which takes me through the treasure chest!</p>	

