




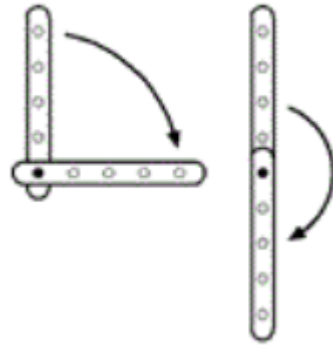


<p>9:00-9:30 am</p> 	<p style="text-align: center;"><u>P.E</u></p> <p>There are lots of different options, here are a few you could choose from:</p> <p>Joe Wicks (this is only on certain days but you can watch a previous video if need be) - https://www.thebodycoach.com/blog/pe-with-joe-1254.html</p> <p>Cosmic yoga - https://www.youtube.com/user/CosmicKidsYoga</p> <p>Just dance - https://www.youtube.com/watch?v=oe_HDfdmnaM</p> <p>You could use this time to take a walk/bike ride as your daily exercise.</p>
<p>9:30 – 9:45 am</p> 	<p style="text-align: center;"><u>Mental Arithmetic</u></p> <p style="text-align: center;"><u>Daily 10</u></p> <p>https://www.topmarks.co.uk/maths-games/daily10</p> <p>Choose Level 1 or Level 2. Choose the topic - addition, subtraction, ordering, partitioning, digit values (place value), rounding, multiplication, division, doubles, halves and fractions.</p> <p>Try out 10 mental maths questions – you have to write your answers on a piece of paper and tick them at the end. Repeat with a different topic if you have time.</p>
<p>9:45 – 10am</p>	<p style="text-align: center;"><u>Spelling</u></p> <p>This week the words that you need to spell are words with the suffix ' ful '. It is up to you how you choose to learn these spellings. You may want to write parts of the word in different colours, you could write the words in lots of different ways or you could create your own rhyme to remember them. It is completely up to you to choose a</p>

	<p>method which works for you. You will be practising the same words all week and then on Friday there will be a spelling test.</p> <p>Painful Cheerful Thankful Wonderful Delightful Colourful Joyful Truthful</p>
<p>10 -10:30</p> 	<p>Breaktime – have a healthy snack and a play</p>
<p>10:30– 11:00</p> 	<p>Reading – <u>RWI Phonics</u></p> <p><i>Oxford Owl have made available for parents all the ebooks linked to each RWI level. This means we no longer need to upload the books to the webpage. Instead, please go to the webpage below. If you go onto ‘ebooks’ then you will need to register (this is free of charge) and then you will be able to access all the ebooks and choose the correct banded level for your child. Please note that the RWI phonics scheme is based on lots of repetition. Therefore, we usually read the same book about 3 or 4 times before moving onto a new book. For some children they may need to read it more than this to ensure they are completely fluent in reading the book (no sounding out).</i></p> <p>https://home.oxfordowl.co.uk/reading/reading-schemes-oxford-levels/read-write-inc-phonics-guide/</p> <p>A general guide is:</p>

	<p><i>1st read – decoding all the words – sound out as much as you need to.</i></p> <p><i>2nd read – read for fluency (try to read with more fluency and expression).</i></p> <p><i>3rd read – read with fluency, expression and comprehension. Try answering the comprehension questions at the back.</i></p> <p><i>This website also provides lots of other information for parents about phonics. It has other resources on here too should you wish to explore!</i></p> <ul style="list-style-type: none"> • For every phonics session, please continue to watch the speed sounds lesson on the Ruth Miskin Youtube channel. Then read a book from the webpage detailed above. <p>Timings for the speeds sounds lessons are:</p> <p><i>Set 1 lesson is at 9:30am or 12:30pm (red, green & purple groups)</i></p> <p><i>Set 2 lesson is at 10:00am or 1:00pm (pink, orange and yellow groups)</i></p> <p><i>Set 3 lesson is at 10:30am or 1:30pm (blue and grey groups)</i></p> <p>If you are unsure which group your child should be in, please contact your child’s class teacher.</p> <p>Guided reading – for those of you in guided reading, please complete the guided reading task on the webpage. The hodgeheg – chapter 3.</p>
<p>11 – 11:15</p> 	<p>2nd Breaktime</p> <p>Or</p> <p>Do a chosen mindfulness activity e.g. drawing, going for a walk (if you can), dancing, listening to music and deep breathing etc.</p>

11:15 – 12:15	<p style="text-align: center;"><u>Maths-POSITION and DIRECTION</u></p> <p>L.O. - to understand how objects move about a turn (remembering/understanding).</p> <p>SC1: I can recall words that describe how an object moves about a turn.</p> <p>SC2: I can explain the difference between clockwise and anticlockwise.</p> <p>SC3: I can use the terms quarter, half and three quarter turns to describe movements.</p> <p>Today we are going to learn some more vocabulary:-</p> <p>Watch my video tutorial so you can learn about clockwise and anticlockwise and see these movements being demonstrated. I also explain and demonstrate quarter turn, half turn and three quarter turn.</p> <p>https://youtu.be/rtaK5qpz6B0</p> <p>1) Your first activity today is to make your own angle/turn measurer and use it to complete these movements.</p> <p>You could use strips of paper, 2 rulers, 2 pencils or even your body!</p> <p>Can you turn it...</p> <ul style="list-style-type: none">a full turn clockwise?a full turn anti-clockwise?a quarter turn clockwise?a half turn anti-clockwise?a three quarter turn clockwise?



2) Cut out some 2D shapes (like I did in the video) – move them through four quarter turns clockwise or anti-clockwise. Take a photo if you can or draw them out and label them:-) I have added an example to the class page.

My example



QUARTER TURN
CLOCKWISE

HALF TURN
CLOCKWISE

THREE QUARTER TURN
CLOCKWISE

12:15 – 1:15pm



Lunchtime and playtime

1:15 -2:45pm



Challenge-a time warp!

LO: To plan my own news report.


Success Criteria:

SC1: I can choose a subject that interests me

SC2: I can research my chosen subject

SC3: I can use key vocabulary confidently

Today you will be planning your own news report!!

	<p>Start by reminding yourself about what you now know about news reports...Then think of a subject that interests you and research this subject. Here is a video clip from a BBC reporter, talking about how she puts her reports together: https://youtu.be/hURgL7WmQaY</p> <p>Using the plan attached below. Please plan a news report on your chosen subject.</p> <p>Key Points:</p> <p>What could your headline be? What has happened? Why is it important? Who does it involve? Where did it happen? When did it happen? Quotes to include... Have you got a picture and caption?</p> <p>You will be writing or typing your news report up in neat tomorrow...</p>
 <p>2:45 – 3pm</p>	<p><u>Story time</u></p> <p>Can't you sleep little bear? https://www.youtube.com/watch?v=I62bgz987RY</p>