








<p>9:00-9:30 am</p> 	<p style="text-align: center;"><u>P.E</u></p> <p>There are lots of different options, here are a few you could choose from:</p> <p>Joe Wicks - <a href="https://www.thebodycoach.com/blog/pe-with-joe-1254.html">https://www.thebodycoach.com/blog/pe-with-joe-1254.html</a></p> <p>Cosmic yoga - <a href="https://www.youtube.com/user/CosmicKidsYoga">https://www.youtube.com/user/CosmicKidsYoga</a></p> <p>Just dance - <a href="https://www.youtube.com/watch?v=oe_HDfdmnaM">https://www.youtube.com/watch?v=oe_HDfdmnaM</a></p> <p>You could use this time to take a walk/bike ride as your daily exercise.</p>
<p>9:30 – 9:45 am</p> 	<p style="text-align: center;"><u>Mental Arithmetic</u></p> <p style="text-align: center;">Weekly times tables test</p> <p>Please go to:  <a href="http://www.timestables.me.uk/printable-pdf-quiz-generator.htm">http://www.timestables.me.uk/printable-pdf-quiz-generator.htm</a>  Select 2, 5, 10, and 'times by.' Then click 'generate quiz.'  Ask someone to time you for 3 minutes to see how many you can get right in this time. If you would like a further challenge, please click on 'divide by' (inverse) and then 2 as well to test your multiplication &amp; division facts at the same time.</p>
<p>9:45 – 10am</p>	<p style="text-align: center;"><u>Spelling</u></p> <p>Ask someone to read the following words to you. Write them down and then at the end, check to see how many you got correct. If you made any errors, try re-writing that word another 8 times.</p> <p style="text-align: center;">Here are your words:</p> <p style="text-align: center;">Painful Cheerful</p>

	<p>Thankful Wonderful Delightful Colourful Joyful Truthful</p>
<p>10 -10:30</p> 	<p>Breaktime – have a healthy snack and a play</p>
<p>10:30– 11:00</p> 	<p><b><u>Reading</u></b> <b>RWI Phonics</b></p> <p><i>Oxford Owl have made available for parents all the ebooks linked to each RWI level. This means we no longer need to upload the books to the webpage. Instead, please go to the webpage below. If you go onto ‘ebooks’ then you will need to register (this is free of charge) and then you will be able to access all the ebooks and choose the correct banded level for your child. Please note that the RWI phonics scheme is based on lots of repetition. Therefore, we usually read the same book about 3 or 4 times before moving onto a new book. For some children they may need to read it more than this to ensure they are completely fluent in reading the book (no sounding out).</i></p> <p><a href="https://home.oxfordowl.co.uk/reading/reading-schemes-oxford-levels/read-write-inc-phonics-guide/">https://home.oxfordowl.co.uk/reading/reading-schemes-oxford-levels/read-write-inc-phonics-guide/</a></p> <p><i>A general guide is:</i></p> <p><i>1<sup>st</sup> read – decoding all the words – sound out as much as you need to.</i></p> <p><i>2<sup>nd</sup> read – read for fluency (try to read with more fluency and expression).</i></p> <p><i>3<sup>rd</sup> read – read with fluency, expression and comprehension. Try answering the comprehension questions at the back.</i></p>

	<p><i>This website also provides lots of other information for parents about phonics. It has other resources on here too should you wish to explore!</i></p> <ul style="list-style-type: none"> <li>• For every phonics session, please continue to watch the speed sounds lesson on the Ruth Miskin Youtube channel. Then read a book from the webpage detailed above.</li> </ul> <p>Timings for the speeds sounds lessons are:</p> <p><i>Set 1 lesson is at 9:30am or 12:30pm (red, green &amp; purple groups)</i></p> <p><i>Set 2 lesson is at 10:00am or 1:00pm (pink, orange and yellow groups)</i></p> <p><i>Set 3 lesson is at 10:30am or 1:30pm (blue and grey groups)</i></p> <p>If you are unsure which group your child should be in, please contact your child's class teacher.</p> <p><b>Guided reading</b> – for those of you in guided reading, please complete the guided reading task on the webpage.  <b>The Hodgeheg – chapter 5.</b></p>
<p>11 – 11:15</p> 	<p>2<sup>nd</sup> Breaktime</p> <p>Or</p> <p>Do a chosen mindfulness activity e.g. drawing, going for a walk (if you can), dancing, listening to music and deep breathing etc.</p>
<p>11:15 – 12:15</p>	<p><u>Maths</u> - POSITION AND DIRECTION</p> <p><b>L.O. – to demonstrate how objects move in a straight line and about a turn (applying)</b></p> <p>SC1: I can use left, right, forwards and backwards in my own directions.</p>

	<p>SC2: I can use clockwise, anti-clockwise, quarter turn, half turn and three quarter turn in my own directions.</p> <p>Today, I would like you to spend the lesson creating your own treasure map.</p> <ol style="list-style-type: none"> <li>1) You can use the grid attached to our class page or you can draw your own in your book or on a piece of paper.</li> <li>2) Draw some items for people to collect/visit.</li> <li>3) Draw a start square or start arrow.</li> <li>4) Make up your own set of directions to get to the treasure, parrot, map, pirate ship or whatever you choose. I would like to include some of our new vocabulary – forwards, backwards, left, right, clockwise, anticlockwise, quarter turn, half turn or three quarter turn.</li> </ol> <p>I can't wait to see your maps – have fun and good luck!</p>
<p>12:15 – 1:15pm</p> 	<p>Lunchtime and playtime</p>
<p>1:15 -2:15pm</p> 	<p><u>Challenge</u></p> <p>Today we will be using this time to bring everything together from the week...</p> <p>Firstly, please write up your news report in neat: you can do a beautiful handwritten piece, or you may want to type it up.</p> <p>When you have done this please look back at Monday's mind map and remind yourself of everything you wanted to include in your time capsule (use my attachment to help you). Please finish preparing your time capsule.</p> <p>Have fun!!</p>

 <p>2:15 – 2:25pm</p>	<p style="text-align: center;"><u>Story time</u></p> <p>How to catch a star -  <a href="https://www.youtube.com/watch?v=H328WPQ0wjc">https://www.youtube.com/watch?v=H328WPQ0wjc</a></p>
<p>2:25 – 3pm</p>	<p style="text-align: center;"><u>Music</u></p> <p>Mrs Hunt (our music leader) has uploaded music videos to our website (curriculum – music). Every Friday afternoon we would like the children to practise the songs.</p> <p>Mrs Hunt will be uploading new ones every now and then. The idea is that when we get back to school, we can have a celebratory singing concert. If your child would like to record themselves singing, please email clips to Mrs Chloe Hunt at: <a href="mailto:chunt@four-elms.kent.sch.uk">chunt@four-elms.kent.sch.uk</a>. The clips will then be collated into a video.</p>