







<p>9:00-9:30am</p> 	<p style="text-align: center;"><u>P.E</u></p> <p>There are lots of different options, here are a few you could choose from:</p> <p><b>Joe Wicks (this is only on certain days but you can watch a previous video if need be) -</b>  <a href="https://www.thebodycoach.com/blog/pe-with-joe-1254.html">https://www.thebodycoach.com/blog/pe-with-joe-1254.html</a></p> <p><b>Cosmic yoga -</b>  <a href="https://www.youtube.com/user/CosmicKidsYoga">https://www.youtube.com/user/CosmicKidsYoga</a></p> <p><b>Just dance -</b>  <a href="https://www.youtube.com/watch?v=oe_HDfdmnaM">https://www.youtube.com/watch?v=oe_HDfdmnaM</a></p> <p>You could use this time to take a walk/bike ride as your daily exercise.</p>
<p>9:30 – 9:45am</p> 	<p style="text-align: center;"><u>Mental Arithmetic</u></p> <p>Keep practising your 2, 5 and 10 times tables.  Use one of your favourite games or try this one – <b>Bowling multiplication.</b>  <a href="https://mathsframe.co.uk/en/resources/resource/504/Super-Maths-Bowling-Multiplication">https://mathsframe.co.uk/en/resources/resource/504/Super-Maths-Bowling-Multiplication</a></p>
<p>9:45 – 10am</p> 	<p style="text-align: center;"><u>Spelling</u></p> <p>This week the words that you need to spell are ‘Homophones’ these are words that sound the same, but they can have a different spelling and meaning. It is up to you how you choose to learn these spellings. You may want to write parts of the word in different colours, you could write the words in lots of different ways or you could create your own rhyme to remember them. It is completely up to you to choose a method which works for you. You will be practising the same words all week and then on Friday there will be a spelling test.</p> <p style="text-align: center;">1. Which</p>

	<p>2. Witch 3. See 4. Sea 5. There 6. Their 7. Where 8. Wear</p> <p>Try to learn when to use these spelling too... Can you think of a clever way to remember which spelling should be used when?</p>
<p>10 -10:30am</p> 	<p>Breaktime – have a healthy snack and a play</p>
<p>10:30– 11am</p> 	<p><b><u>Reading</u></b> <b>RWI Phonics</b></p> <p><i>Oxford Owl have made available for parents all the ebooks linked to each RWI level. This means we no longer need to upload the books to the webpage. Instead, please go to the webpage below. If you go onto 'ebooks' then you will need to register (this is free of charge) and then you will be able to access all the ebooks and choose the correct banded level for your child. Please note that the RWI phonics scheme is based on lots of repetition. Therefore, we usually read the same book about 3 or 4 times before moving onto a new book. For some children they may need to read it more than this to ensure they are completely fluent in reading the book (no sounding out).</i></p> <p><a href="https://home.oxfordowl.co.uk/reading/reading-schemes-oxford-levels/read-write-inc-phonics-guide/">https://home.oxfordowl.co.uk/reading/reading-schemes-oxford-levels/read-write-inc-phonics-guide/</a></p> <p><i>A general guide is:</i></p>

	<p><i>1<sup>st</sup> read – decoding all the words – sound out as much as you need to.</i></p> <p><i>2<sup>nd</sup> read – read for fluency (try to read with more fluency and expression).</i></p> <p><i>3<sup>rd</sup> read – read with fluency, expression and comprehension. Try answering the comprehension questions at the back.</i></p> <p><i>This website also provides lots of other information for parents about phonics. It has other resources on here too should you wish to explore!</i></p> <ul style="list-style-type: none"> <li>• For every phonics session, please continue to watch the speed sounds lesson on the Ruth Miskin Youtube channel. Then read a book from the webpage detailed above.</li> </ul> <p>Timings for the speeds sounds lessons are:</p> <p><i>Set 1 lesson is at 9:30am or 12:30pm (red, green &amp; purple groups)</i></p> <p><i>Set 2 lesson is at 10:00am or 1:00pm (pink, orange and yellow groups)</i></p> <p><i>Set 3 lesson is at 10:30am or 1:30pm (blue and grey groups)</i></p> <p>If you are unsure which group your child should be in, please contact your child’s class teacher.</p> <p><b>Guided reading</b> – for those of you in guided reading, please complete the guided reading task on the webpage.  <b>The Hodgeheg – chapter 7.</b></p>
<p>11 – 11:15am</p> 	<p>2<sup>nd</sup> Breaktime</p> <p>Or</p> <p>Do a chosen mindfulness activity e.g. drawing, going for a walk (if you can), dancing, listening to music and deep breathing etc.</p>

11:15 – 12:15



## Maths – POSITION AND DIRECTION

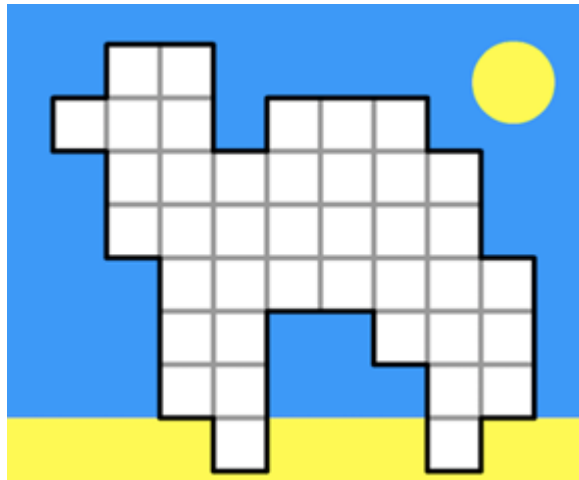
**L.O. – to experiment with how objects move about a turn and fit together (analysing).**

SC1: I can visualise shapes.


SC2: I can rotate 2D shapes.

SC3: I can test out my ideas.

Today we are going to explore our knowledge and understanding of position and direction a little bit further. I would like you to complete this investigation called “Cover the camel!”



Can you cover the picture of the camel with pieces shaped like this?





In order to solve this problem, you will need to picture the pieces and move them around in your head. You will also need to ‘plan ahead’ so you don’t leave impossible spaces. To make it a bit easier, I have attached the image of the camel and the ten pieces to fit into it so you can physically move it around the camel!


**Think about these key questions...**

\*Where might be a good place to start?

\*Is there anywhere you can put a piece straightaway?

\*If you put that piece there, will you be able to fit another

	<p>one in easily?</p> <ul style="list-style-type: none"> <li>*Have you tried <u>turning the piece round</u>?</li> <li>*Have you tried <u>turning the piece over</u> so it's the other way up?</li> <li>*Have you got any spaces that you can't fill?</li> <li>*Have you counted the number of squares in the gap?</li> </ul> <p>Good luck!</p> <p><b>I have added a possible answer to the class page so you can have a look when you've finished – there are different ways to solve this problem so yours might be different to mine!</b></p> <p><b><u>Fancy something a little easier?</u></b></p> <p>Please do the attached activity called “Pokémon directions”.</p>
<p>12:15 – 1:15pm</p> 	<p>Lunchtime and playtime</p>
<p>1:15 -2:45pm</p> 	<p><b><u>Challenge-12 –Follow the Leader</u></b></p> <p>LO: To know what a leader is</p> <p>Success Criteria:</p> <p>SC1: I can explain what a leader is</p> <p>SC2: I can research and make notes</p> <p>SC3: I can remember key information</p> <p>Hopefully you are now feeling like a bit of an expert on world leaders after your research yesterday. I wonder who stood out to you?</p> <p>Today, I would like you to focus on three of the leaders that I have picked out.</p> <p><b>Nelson Mandela</b></p>

	<p><a href="https://www.ducksters.com/biography/nelson_mandela.php">https://www.ducksters.com/biography/nelson_mandela.php</a></p> <p><b>Winston Churchill</b>  <a href="https://www.ducksters.com/biography/winston_churchill.php">https://www.ducksters.com/biography/winston_churchill.php</a></p> <p><b>Queen Elizabeth I</b>  <a href="https://www.ducksters.com/biography/women_leaders/queen_elizabeth_1.php">https://www.ducksters.com/biography/women_leaders/queen_elizabeth_1.php</a></p> <p>I would like you to read or listen (this is an option at the end of the page) to their biographies. Make notes on each leader. Then take the short quiz after each, to see if you have remembered the key facts.</p> <p>Tomorrow, you will choose the leader that has interested you the most to write a fact file on...</p>
<p>2:45 – 3pm</p> 	<p style="text-align: center;"><u>Story time</u></p> <p>The Long Winter's sleep  <a href="https://www.youtube.com/watch?v=WliKdNimkjQ">https://www.youtube.com/watch?v=WliKdNimkjQ</a></p>