












<p>9:00-9:30 am</p> 	<p style="text-align: center;"><u>P.E</u></p> <p>There are lots of different options, here are a few you could choose from:</p> <p><b>Joe Wicks (this is only on certain days but you can watch a previous video if need be) -</b>  <a href="https://www.thebodycoach.com/blog/pe-with-joe-1254.html">https://www.thebodycoach.com/blog/pe-with-joe-1254.html</a></p> <p><b>Cosmic yoga -</b>  <a href="https://www.youtube.com/user/CosmicKidsYoga">https://www.youtube.com/user/CosmicKidsYoga</a></p> <p><b>Just dance -</b>  <a href="https://www.youtube.com/watch?v=oe_HDfdmnaM">https://www.youtube.com/watch?v=oe_HDfdmnaM</a></p> <p>You could use this time to take a walk/bike ride as your daily exercise.</p>
<p>9:30 – 9:45am</p> 	<p style="text-align: center;"><u>Mental Arithmetic</u></p> <p style="text-align: center;">Please go to:</p> <p style="text-align: center;"><a href="http://www.timestables.me.uk/printable-pdf-quiz-generator.htm">http://www.timestables.me.uk/printable-pdf-quiz-generator.htm</a></p> <p style="text-align: center;">Select 2, 5, 10, and ‘times by.’ Then click ‘generate quiz.’</p> <p style="text-align: center;">Ask someone to time you for 3 minutes to see how many you can get right in this time. If you would like a further challenge, please click on ‘divide by’ (inverse) and then 2 as well to test your multiplication &amp; division facts at the same time.</p>
<p>9:45 – 10am</p> 	<p style="text-align: center;"><u>Spelling</u></p> <p>Ask someone to read the following words to you. Write them down and then at the end, check to see how many you got correct. If you made any errors, try re-writing that word another 8 times.</p> <ol style="list-style-type: none"> <li>1. Ladies</li> <li>2. Aunties</li> <li>3. Pennies</li> <li>4. Hobbies</li> </ol>

	<p>5. Enemies</p> <p>6. Families</p> <p>7. Countries</p> <p>8. Discoveries</p> <p>Good Luck!!</p>
<p>10 -10:30am</p> 	<p>Breaktime – have a healthy snack and a play</p>
<p>10:30– 11am</p> 	<p><u>Reading</u> <b>RWI Phonics</b></p> <p><i>Oxford Owl have made available for parents all the ebooks linked to each RWI level. This means we no longer need to upload the books to the webpage. Instead, please go to the webpage below. If you go onto ‘ebooks’ then you will need to register (this is free of charge) and then you will be able to access all the ebooks and choose the correct banded level for your child. Please note that the RWI phonics scheme is based on lots of repetition. Therefore, we usually read the same book about 3 or 4 times before moving onto a new book. For some children they may need to read it more than this to ensure they are completely fluent in reading the book (no sounding out).</i></p> <p><a href="https://home.oxfordowl.co.uk/reading/reading-schemes-oxford-levels/read-write-inc-phonics-guide/">https://home.oxfordowl.co.uk/reading/reading-schemes-oxford-levels/read-write-inc-phonics-guide/</a></p> <p><i>A general guide is:</i></p> <p><i>1<sup>st</sup> read – decoding all the words – sound out as much as you need to.</i></p> <p><i>2<sup>nd</sup> read – read for fluency (try to read with more fluency and expression).</i></p> <p><i>3<sup>rd</sup> read – read with fluency, expression and comprehension. Try answering the comprehension questions at the back.</i></p>

	<p><i>This website also provides lots of other information for parents about phonics. It has other resources on here too should you wish to explore!</i></p> <ul style="list-style-type: none"> <li>For every phonics session, please continue to watch the speed sounds lesson on the Ruth Miskin Youtube channel. Then read a book from the webpage detailed above.</li> </ul> <p>Timings for the speeds sounds lessons are:</p> <p><i>Set 1 lesson is at 9:30am or 12:30pm (red, green &amp; purple groups)</i></p> <p><i>Set 2 lesson is at 10:00am or 1:00pm (pink, orange and yellow groups)</i></p> <p><i>Set 3 lesson is at 10:30am or 1:30pm (blue and grey groups)</i></p> <p>If you are unsure which group your child should be in, please contact your child's class teacher.</p> <p><b>Guided reading</b> – for those of you in guided reading, please complete the guided reading task on the webpage.  <b>“The world according to Humphrey”-chapter 5.</b></p>
<p>11 – 11:15am</p> 	<p>2<sup>nd</sup> Breaktime</p> <p>Or</p> <p>Do a chosen mindfulness activity e.g. drawing, going for a walk (if you can), dancing, listening to music and deep breathing etc.</p>
<p>11:15 – 12:15</p> 	<p><u>Maths – MONEY</u></p> <p><b>L.O. - to compare different amounts of money (understanding).</b></p> <p>SC1: I know the value of different notes and coins.</p> <p>SC2: I can use the greater than and less than symbols.</p> <p>SC3: I can explain my reasoning.</p> <p><b>Please watch my video tutorial where we compare amounts of money as well as discuss and use these symbols &gt; &lt; =</b></p>

	<a href="https://youtu.be/-Q7Pq_THzo8">https://youtu.be/-Q7Pq_THzo8</a>  <u>Activity</u> Complete “Comparing money” (just do as much as you can).
12:15 – 1:15pm 	Lunchtime and playtime
1:15 -2:15pm 	<p align="center"><u>Challenge-13 &amp; 14- Go Your Own Way!</u></p> <p><b>Decision time Year 2! Please use today’s challenge time to look back at all of your ideas from the week...</b></p> <p><b>DECIDE- Which is your best idea?</b></p> <ul style="list-style-type: none"> <li>• Make a list of the <b>BEST</b> ideas you have had. Make sure at least one idea requires you to write something.</li> <li>• Make sure your ideas match what the task is.</li> <li>• Make a list of any skills or knowledge you might need to be able to achieve your outcome.</li> <li>• Be clear about what you want to achieve through your project...</li> </ul> <p align="center"><u>I would like you to be ready to hit the ground running with your project next Monday...Good luck!</u></p>
2:15 –2:30pm 	<p align="center"><u>Story time</u></p> <p>Mrs Hunt reading Flat Stanley by Jeff Brown Chapter 2</p> <p><a href="https://www.youtube.com/watch?v=KOyrb4g0kr0">https://www.youtube.com/watch?v=KOyrb4g0kr0</a></p>
2:30 – 3pm 	<p align="center"><u>Music</u></p> <p>Mrs Hunt (our music leader) has uploaded music videos to our website (curriculum – music). Every Friday afternoon we would like the children to practise the songs.</p>

	<p>Mrs Hunt will be uploading new ones every now and then. The idea is that when we get back to school, we can have a celebratory singing concert. If your child would like to record themselves singing, please email clips to Mrs Chloe Hunt at: <a href="mailto:chunt@four-elms.kent.sch.uk">chunt@four-elms.kent.sch.uk</a>. The clips will then be collated into a video.</p>
--	--