







## Class 2


Friday 27th March

### Daily Timetable

9:00-9:30 am 	P.E with Jo Wicks Go onto the 'The body Coach TV' Youtube channel and join in with today's live PE session or complete a cosmic kids yoga session (search on youtube)
9:30 – 10am 	<p>Mental Arithmetic</p> <p>Year 2 –(same as yesterday but with the 5 times tables) make yourself a set of flashcards for the 5 times tables. Cut up pieces of paper and card. On one side have the times table e.g. 3 x 5 and on the other side, write the answer. Once you have done this, go through the flashcards and see how fast you can answer the times table. Check your answers by turning the flashcard over.</p> <p>Year 1 – (same as yesterday but with different numbers) on bits of cut up paper (or similar) write about 15 numbers from 1 – 100. Turn all of the pieces of paper upside down so you can't see the number. As you pick them up say what one more than that number is. Turn them all upside down again. This time when you pick them up, say what one less than a number is. How fast can you do this? Can you write other numbers on pieces of paper and do the same?</p>
10 – 10:30 	<p>Reading –</p> <p>NOTE- To help spread the workload of uploading books, each key stage 1 teacher in the Federation has taken the job of uploading a book to one place. For the time being, these books have been uploaded to the Seal website. The guided reading activities will be uploaded to our class page.</p> <p>If you are in a phonics group, please watch a live Read, Write, Inc session delivering set 2 sound on: <a href="https://www.youtube.com/channel/UCo7fbLgY2oA_cFCIg9GdxtQ">https://www.youtube.com/channel/UCo7fbLgY2oA_cFCIg9GdxtQ</a> this starts at 10am.</p>

	<p>Once you have done this, go onto the Seal Primary website (see above) and down the side, you will see different colours. They correspond to your child's phonics band (this is different to the books they bring home to read usually). If your child is in Miss Clinning's group they need to read the pink books. They can also try the yellow and orange if they wish.</p> <p>If your child is in Miss Keenor's group, they will read the blue books.</p> <p><i>Please note – it is good practise to re-read the RWI books. The RWI phonics relies on repetition.</i></p> <p>If your child is in guided reading with me then find the guided reading activity on our class webpage. Answer the questions in your learning journal or email the answers to your teacher.</p>
<p>10:30 – 11:00</p> 	<p>Breaktime - have a healthy snack and play.</p>
<p>11:15 – 12:15</p> 	<p>Maths – <b>To find different combinations of amounts</b></p> <ul style="list-style-type: none"> <li>- If you found the work yesterday a little tricky watch this video: <a href="https://www.youtube.com/watch?v=oYr0eq8M9nl">https://www.youtube.com/watch?v=oYr0eq8M9nl</a> and go through the money powerpoint. If you didn't find it tricky then proceed to the task.</li> <li>- Complete the coin combinations sheet (no need to print). If you found the work tricky yesterday, only do page 1 and 2. The answers are between each page so you can self-mark your answers.</li> <li>- Label some items around the house with some prices. Ask someone in your house to choose an item. Write down the combinations of coins you would accept if they bought that item.</li> </ul>
<p>12:15 – 1:15pm</p> 	<p>Lunchtime and playtime</p>

1:15- 1:30



## Handwriting and spelling

Spelling test!

Test yourself on the spellings you have learnt throughout the week.


1:30 -2:30pm



Experience – from the pictures/feedback I have received this week, some of the children are in different places with their learning. Below are three activities to choose from.

1. Finish incomplete work If you have not typed up the information text please finish that first. If there is anything else that you have not had chance to do this week, please do that.
2. Design your own zoo! We have learnt that different animals need different habitats. When you walk round a zoo, the animals' enclosures are suited to their needs. What different enclosures would you have? What animals would you have in those particular enclosures? It's up to you how you present your work.



	<p>3. <u>Create a rainbow</u> to go on your window to cheer up passers by. See - <a href="https://metro.co.uk/2020/03/25/coronavirus-uk-pictures-rainbows-12454395/">https://metro.co.uk/2020/03/25/coronavirus-uk-pictures-rainbows-12454395/</a></p>
<p>2:30pm</p> 	<p>Story time – You have heard stories all week, now it is your turn. Choose your favourite story and retell it to someone in your house (it could even be to your teddies!)</p>

Any questions, please email me at: [jfermor@four-elms.kent.sch.uk](mailto:jfermor@four-elms.kent.sch.uk)

Have a great day ☺ I look forward to seeing your fabulous  
work.