







Class 2

Monday 30th March

Daily Timetable

NB: On Facebook Chester Zoo are filming the animal feeds and talking about the animals. During the day when you have a break, you might enjoy watching the videos.


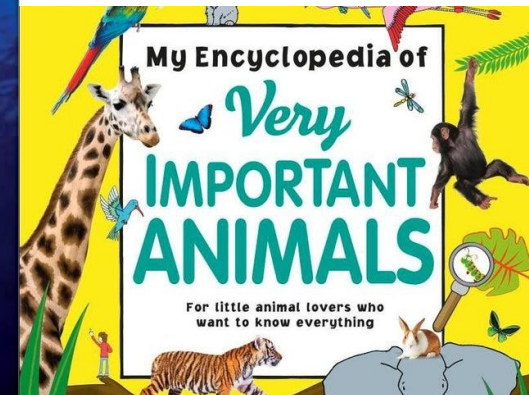


9:00-9:30 am 	P.E with Jo Wicks Go onto the 'The body Coach TV' Youtube channel and join in with today's live PE session or complete a cosmic kids yoga session (search on youtube)
9:30 – 9:45 am 	Mental Arithmetic Year 2 –(same as last week but with the 10 times tables) make yourself a set of flashcards for the 10 times tables. Cut up pieces of paper and card. On one side have the times table e.g. 3 x 10 and on the other side, write the answer. Once you have done this, go through the flashcards and see how fast you can answer the times table. Check your answers by turning the flashcard over. Year 1 – get someone in your house to give you any number up to 100. Can you tell them what one more and one less than this number is? How quickly can you respond? Play: https://www.topmarks.co.uk/learning-to-count/chopper-squad 'chopper squad'
9:45 – 10am 	<u>Handwriting and spelling</u> Choose 5 spellings from your high frequency word mat. Practise writing these in your neatest writing.



<p>10:00 – 10:30</p> 	<p>Breaktime - have a healthy snack and play.</p>
<p>10:30– 11:00</p> 	<p>Reading –</p> <p><i>NOTE- To help spread the workload of uploading books, each key stage 1 teacher in the Federation has taken the job of uploading a book to one place. For the time being, these books have been uploaded to the Seal website. The guided reading activities will be uploaded to our class page.</i></p> <p>If you are in a phonics group, please watch a live Read, Write, Inc session delivering set 3 sounds on: https://www.youtube.com/channel/UCo7fbLgY2oA_cFCIg9GdxtQ this starts at 10:30am.</p> <p>Once you have done this, go onto the Seal Primary website (see above) and down the side, you will see different colours. They correspond to your child's phonics band (this is different to the books they bring home to read usually). If your child is in Miss Clinning's group they need to read the pink books. They can also try the yellow and orange if they wish.</p> <p>If your child is in Miss Keenor's group, they will read the blue books.</p> <p><i>Please note – it is good practise to re-read the RWI books. The RWI phonics relies on repetition.</i></p> <p>If your child is in guided reading with me then find the guided reading activity on our class webpage. Answer the questions in your learning journal or email the answers to your teacher.</p>
<p>11:00 – 11:30</p> 	<p>Maths – To add amounts of money</p> <p>When we add coins, we can use the methods of adding that we are used to. See video tutorial.</p> <p>Draw some objects like mine and label them with prices. If you are confident, use prices over £1. If you are less confident stick to smaller prices like 2p, 5p, 10p. Practise adding different amounts together like I did in the video.</p> <p>At the end of the lesson, complete 'mymaths' money activity.</p>

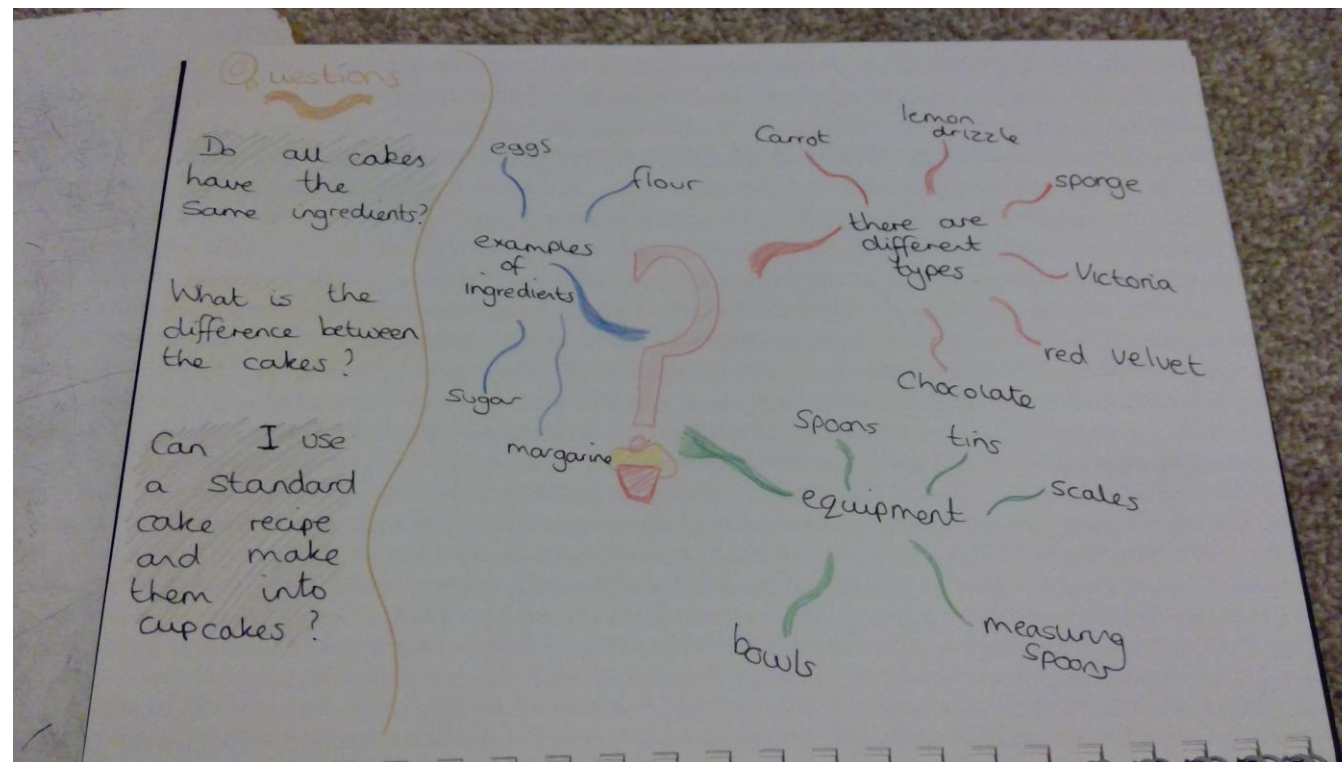
11:30 – 12:15

Animal experience.

Design a front cover for our class book. You have sent me your information texts but now I need a general front cover. The title is going to be 'unusual animals' by class 2. The best design will go on our front cover! Here are some ideas:

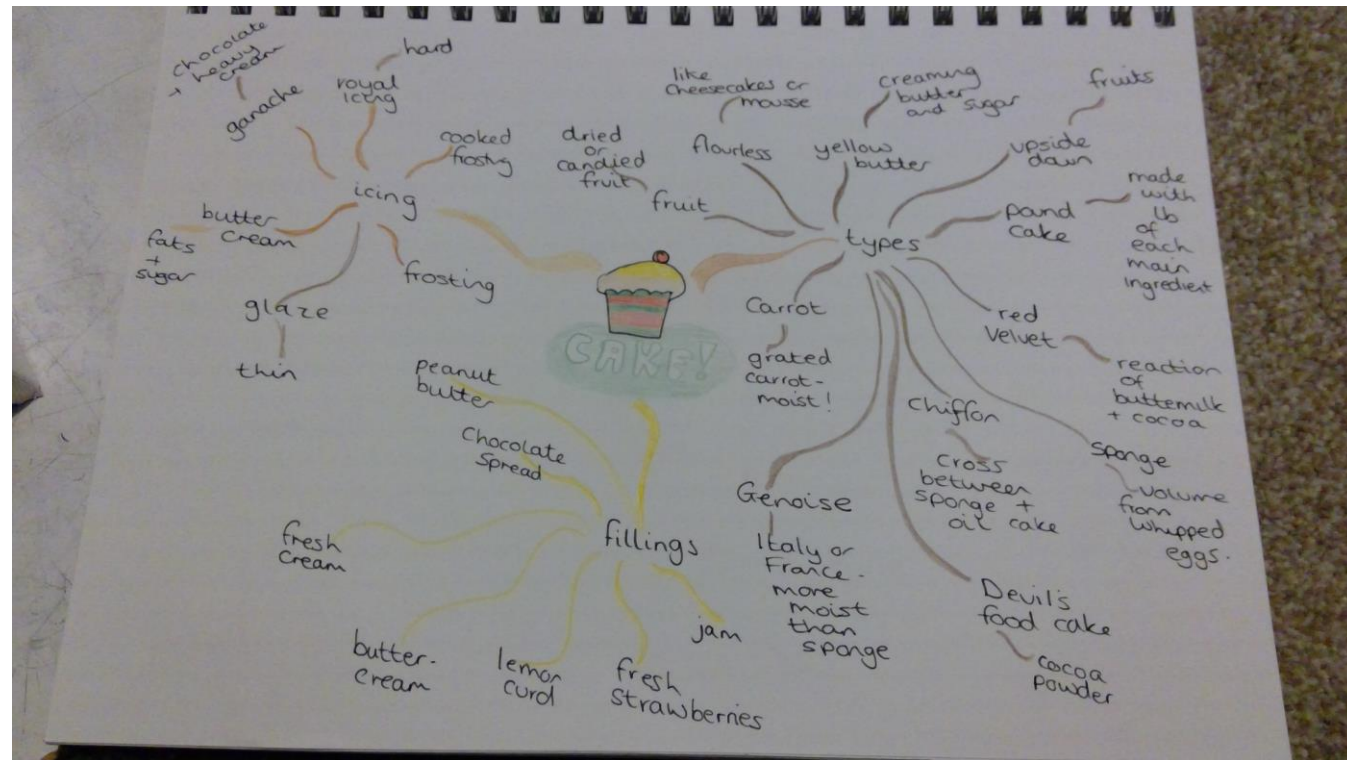


12:15 – 1:15pm 	Lunchtime and playtime
1:15 – 2pm	Animal experience – continue with front cover from before lunch. Remember, it needs to be of a high quality!
1:30 -2:30pm 	<u>Experience – ‘A year of change’</u> <ol style="list-style-type: none"> 1. Watch this week’s challenge video on the website, if you haven’t already. You need to design and make an Easter cake for everyone in your house to enjoy over Easter. Although we used the word ‘cake’ it can be any Easter treat depending on what ingredients you have or are able to get hold of! (5mins) 2. Recall everything we already know about cake making. Draw a quick mindmap in your learning journal about what you already know about making cakes/types of cakes. (10mins)

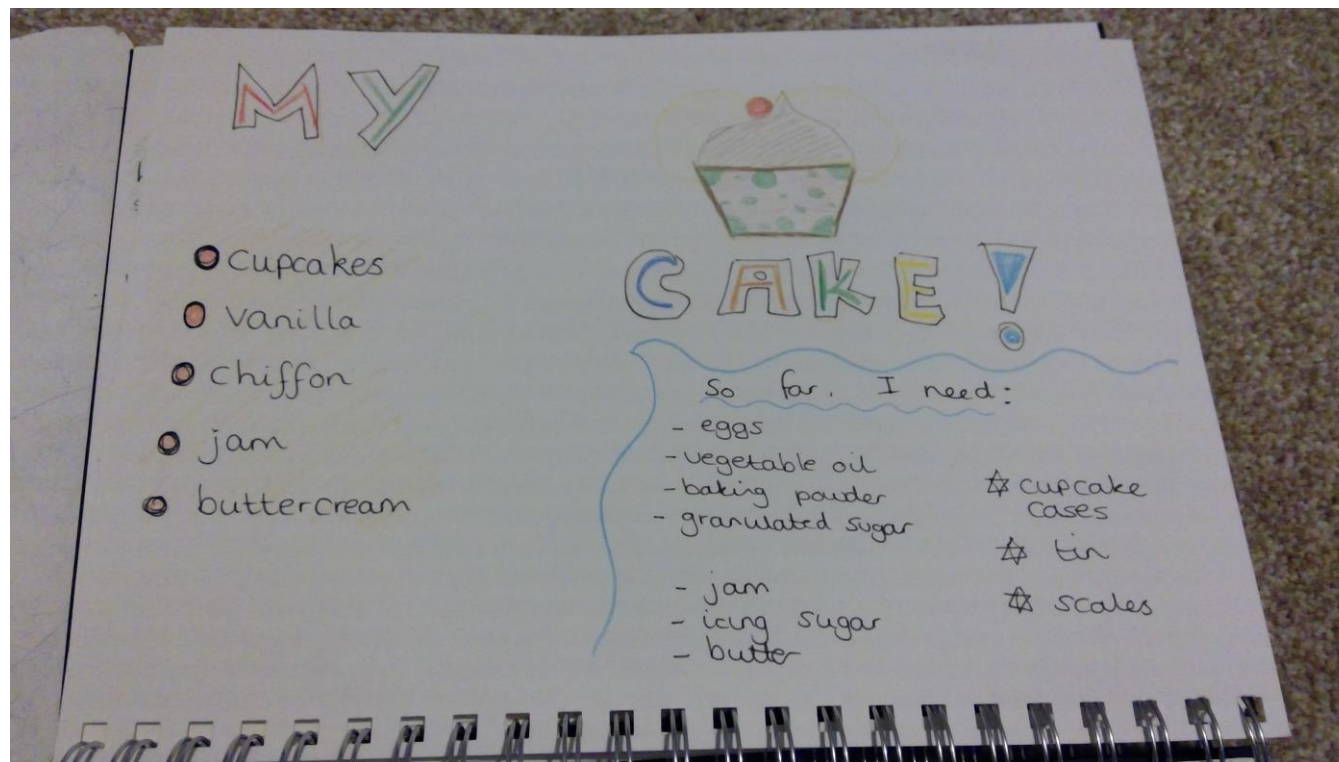


- Now you need to do some research. Find out about different types of cake e.g. sponge cake, carrot cake, fruit cake etc. Record them in your journal. Find out about different types of fillings that could go in cakes. Find out about different types of icing. Record all this into your journal (40mins)

I used: <https://www.workshop.ws/blog/cake-decorating-guide/>
<https://www.countryliving.com/food-drinks/g29890694/cake-types/>



4. After consulting with your family, decide what type of cake you are going to make and write down your design criteria e.g.



5. Write down the main ingredients for your cake (not what you will need to decorate) and make sure that they are ingredients that you either have or will be able to get (see photo above).

Just so you know, tomorrow you will be designing the decoration on the cake so only focus on types of cake today.

2:30pm



Story time –

<https://www.youtube.com/watch?v=rZpYMLp1LdQ>

Listen to Three Little Wolves & Big Bad Pig

Any questions, please email me at: jfermor@four-elms.kent.sch.uk

Have a great day 😊 I look forward to seeing your fabulous work.