







Class 2

Tuesday 31st March

Daily Timetable

NB: On Facebook Chester Zoo are filming the animal feeds and talking about the animals. During the day when you have a break, you might enjoy watching the videos.

9:00-9:30 am 	P.E with Jo Wicks Go onto the 'The body Coach TV' Youtube channel and join in with today's live PE session or complete a cosmic kids yoga session (search on youtube)
9:30 – 9:45 am 	Mental Arithmetic Year 2 – using all of your flashcards for the 2, 5 and 10 times tables see how many you can answer correctly in a minute. Keep testing yourself, can you keep beating your score? Year 1 – doubles. Watch: https://www.youtube.com/watch?v=4U2QLjqripY Go through the powerpoint 'counting number shape doubles'
9:45 – 10am 	<u>Handwriting and spelling</u> Choose 5 spellings from your high frequency word mat. Practise writing these in your neatest writing.

<p>10:00 – 10:30</p> 	<p>Breaktime - have a healthy snack and play.</p>
<p>10:30– 11:00</p> 	<p>Reading –</p> <p>NOTE- <i>To help spread the workload of uploading books, each key stage 1 teacher in the Federation has taken the job of uploading a book to one place. For the time being, these books have been uploaded to the Seal website. The guided reading activities will be uploaded to our class page.</i></p> <p>If you are in a phonics group, please watch a live Read, Write, Inc session delivering set 3 sounds on: https://www.youtube.com/channel/UCo7fbLgY2oA_cFCIg9GdxtQ this starts at 10:30am.</p> <p>Once you have done this, go onto the Seal Primary website (see above) and down the side, you will see different colours. They correspond to your child's phonics band (this is different to the books they bring home to read usually). If your child is in Miss Clinning's group they need to read the pink books. They can also try the yellow and orange if they wish.</p> <p>If your child is in Miss Keenor's group, they will read the blue books.</p> <p><i>Please note – it is good practise to re-read the RWI books. The RWI phonics relies on repetition.</i></p> <p>If your child is in guided reading with me then find the guided reading activity on our class webpage. Answer the questions in your learning journal or email the answers to your teacher.</p>
<p>11:00 – 12:15</p> 	<p>Maths – To add amounts of money</p> <p>Continuing with adding money. Watch the video from yesterday to remind you how to add money using the tens and ones</p> <p>Year 1 – complete 'how much do the ice creams cost?' and 'mind workout'.</p> <p>Year 2 – complete 'how much money is in my jar?' the answers are also on this document. Then complete 'counting money sheet 3'</p> <p>Please note – you do not need to print the sheets, just write them in your book.</p>

12:15 – 1:15pm



Lunchtime and playtime

1:15 -2:30pm



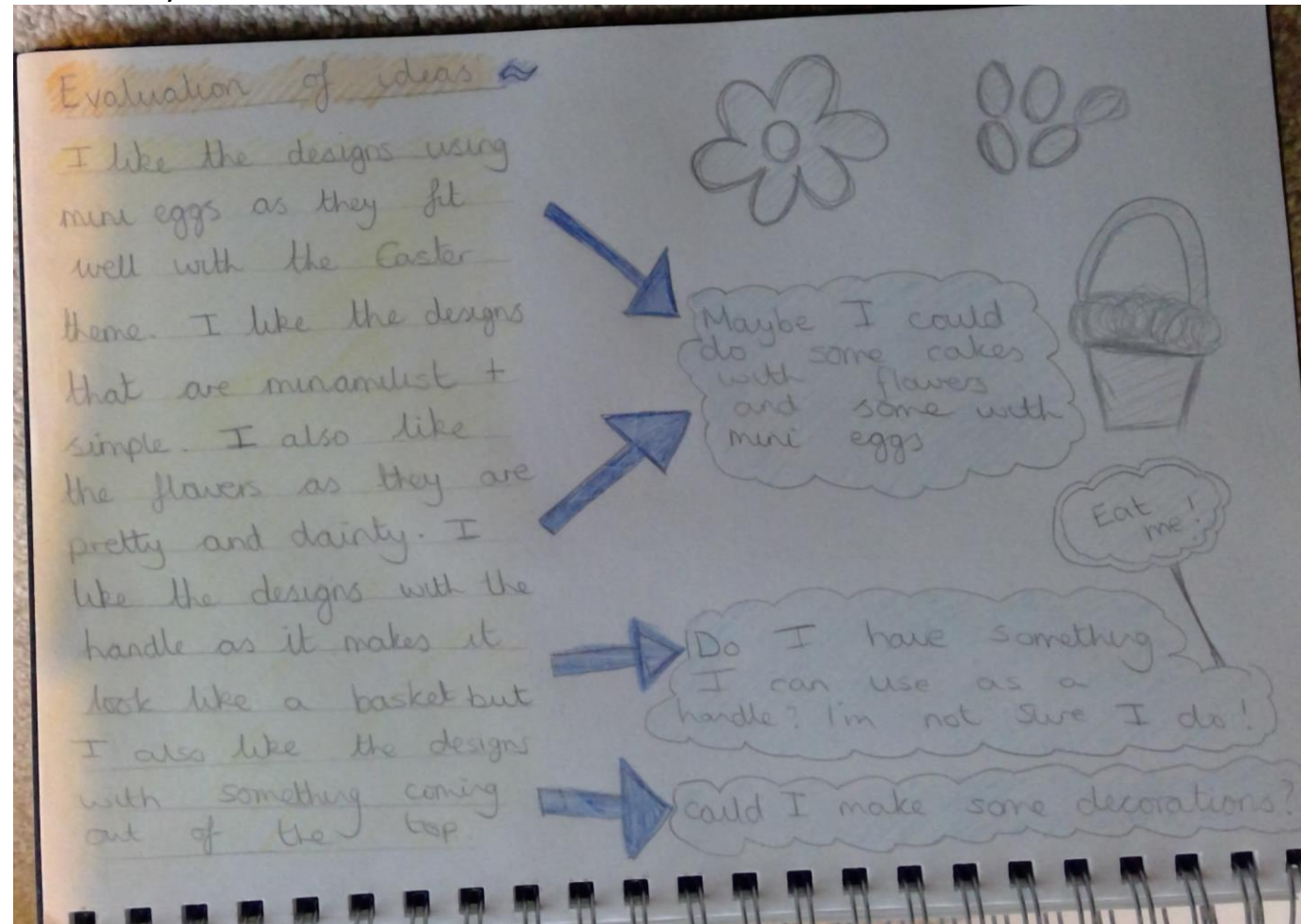
Experience – ‘A year of change’

Now that you know what type of cake you want to make, you need to start thinking about your design.

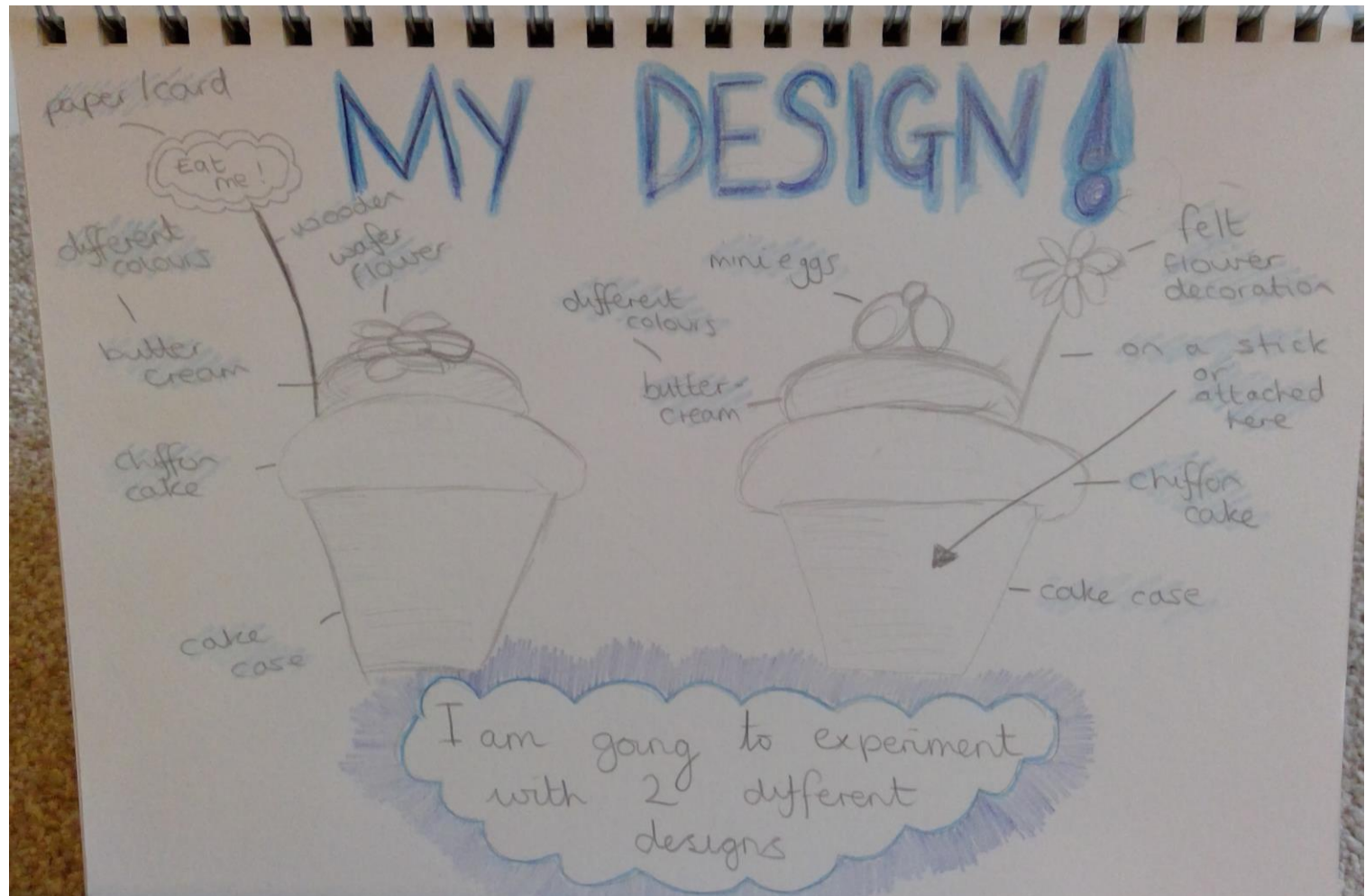
1. Research different Easter cake designs. I knew I wanted to do cupcakes so I looked specifically at cupcake designs. If you don't have a printer, you could draw the different designs.



2. Evaluate the ideas. Which do you like the best and why? What ideas would you like to copy/ adapt and why?



3. Draw your design! Watch this video about drawing your design - https://www.youtube.com/watch?v=vm0oT-g_fcl and then sketch your design and label it. Remember, it needs to be realistic so choose a design that you have or can get the materials for.



2:30pm



Story time – meditation story

Find somewhere quiet and relaxing. You don't need to look at the screen, you just need to be able to hear it. Close your eyes and listen to 'the clever fox'

<https://www.youtube.com/watch?v=xtMHCVBgV00>

Any questions, please email me at: jfermor@four-elms.kent.sch.uk

Have a great day ☺ I look forward to seeing your fabulous work.