

I'm a poet and didn't know it.

How can we use words and images to create a desired effect?

Academic Excellence

We will learn the knowledge on the 'recall page' and we will be mastering the following skills:

- Make simple observational drawings
- Show the effect of light on an object using shading
- Use rhyme, repetition and similes in poetry
- Create images, both real and imagined
- Show how some things are in front of other things

Character

What value am I focusing on and how will I demonstrate it?

Perseverance

We will show this by persevering to refine our art techniques to make our drawings as accurate as possible. We will learn that the first time we try something we won't be the best at it and that we may need to do something many times over to become better at something.


Outcome— How will our learning be used in real life?

The children will be creating a piece of art based on a woodland scene that has inspired them. They will then create a poem to depict the scene. We will be making a video of the children reading their poems over a picture of their landscape. This will then be made into a QR code which will be displayed at Knole park for visitors to enjoy.

Learning to Learn

Our focus thinking tool is:

A PMI map



Personalisation

What will help me in this experience?

- Choosing where I work best in the classroom
- Using resources in the classroom to support my learning
- Choosing how I explore different artistic techniques

Rights Respecting

Article—29 The right to develop your talents and abilities

We will learn more about this right by becoming expert drawers and authors of poems.

Concept

Exploration

I understand that exploration is trying things for a desired effect

Recall Page

Vocabulary

| | |
|--------------------|------------|
| secondary colour | images |
| layer | imagined |
| blend | rhyme |
| pressure | repetition |
| composition | simile |
| direct observation | poet |
| sketch | couplet |
| shading | poem |
| observation | |

Knowledge

I will need to know:

- What lines can be created with pencil, crayon, chalk and charcoal
- How to draw basic shapes
- How to show space between objects
- How pressure can be used to create dark and light
- How to identify shape for my composition
- How to use direct observation to sketch what I can see
- How to make marks of different thickness
- How to create a 2-dimensional drawing
- How to create a 3-dimensional drawing

Key facts

| | |
|----------------------|--|
| What is a landscape? | A landscape means an area of land as one can see it. This includes landforms, flora, fauna and human elements, for instance human activity or the built environment. |
| What is a poem? | A poem is a piece of writing that uses imaginative words to share ideas, emotions or a story with the reader. |

Expert example





Winter—Dorothy Aldis

The street cars are
Like frosted cakes-
All covered up
With cold snowflakes.

The horses' hooves
Scrunch on the street;
Their eyelashes
Are white with sleet.

And everywhere
The people go-
With faces tickled
By the snow.




Winter—Lee Emmett

 Water  plops  into the  pond





 Splash  splish it  goes

 Mischievous  magpies in the  trees

Whoosh the  wind blows

 Flags  flutter and  flap

 Branches  waving in the  air

 Rivers  rush  through the  fields

 Littered  leaves everywhere 

Take-Home Task

Draw, paint or use pastels to create a picture of your own imaginary world. Be sure to use all of the techniques we have learnt in school to make your picture the best it can be.

Due in:

How can you help at home?

Read poetry with your child at home. Poets such as A.A Milne, Michael Rosen and Roald Dahl are all well known poets whose poems are fun and engaging for young children to hear and read.

Where can you find the outcome from our previous experience? Our Alexander Calder inspired art work is on display in the Inspire Federation.

For details of the discrete teaching, please see the yearly overviews on the school website.