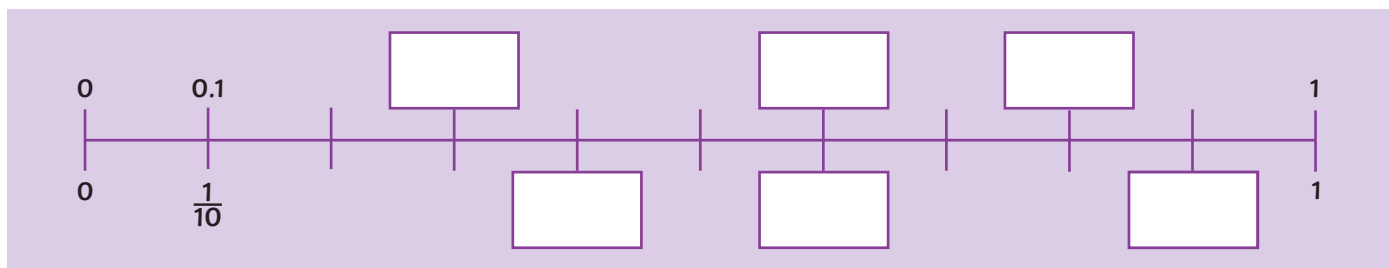




1) Fill in the boxes.

Label decimals on the top and fractions on the bottom:

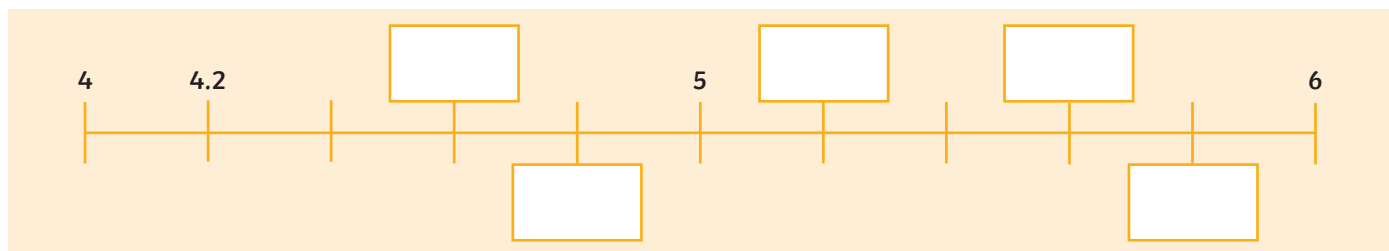


2) Fill in the boxes. Label the missing decimal numbers.

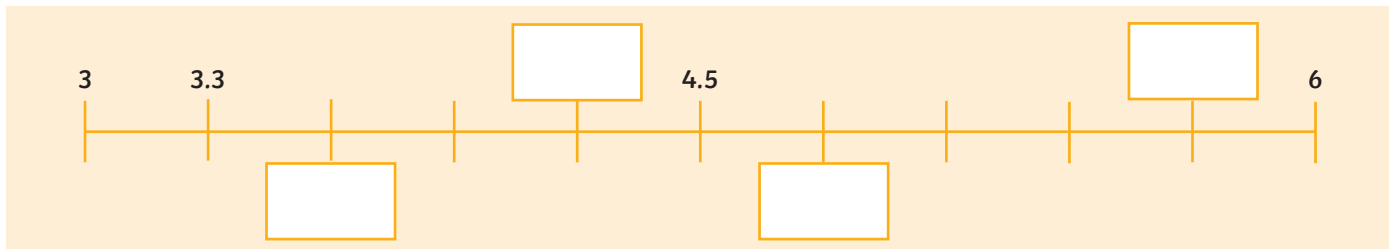
a)



b)



c)



3) a) How long is the wood?

b) Explain how you know how long the wood is.





1) Khalid's number line starts at 2.1 and counts in tenths.



a) Explain the mistake that Khalid has made.

b) Label the number line correctly:



2) a) Is Sophie correct? Yes/No




If I start counting at 3 and count along in jumps of 3 tenths, I will say the number 4.1.

b) Draw a number line and write an explanation to prove it.




3) Which of these number lines will each number fit on? Write A, B C or write 'none'.



1) Draw arrows to estimate where the numbers should be placed on each number line.



a) 1.5



b) 2.9



c) 5.2 and 8.9



2) a) The jumps on the number line are in multiples of tenths.
The first number has three tenths. The last number has five ones.
What are the missing numbers?



b) Write your own clues about this number line for your partner to solve.