




Class 2

Wednesday 29<sup>th</sup> April

Daily Timetable

<p>9:00-9:30 am</p> 	<p><u>P.E</u> with Jo Wicks Or Cosmic Kids Yoga</p>
<p>9:30 – 9:45 am</p> 	<p><u>Mental Arithmetic</u> Year 2 – Please play on TTRockstars or hit the button</p> <p>Year 1 – we are going to continue working on recognising number bonds to 10 to make sure we really know them and that we are fast! Please play ‘hit the button’ and choose ‘make 10’ <a href="https://www.topmarks.co.uk/maths-games/hit-the-button">https://www.topmarks.co.uk/maths-games/hit-the-button</a></p>
<p>9:45 – 10:15am</p> 	<p><u>Experience – PSHE</u> This PSHE session is all about feeling grateful for what we have. It is a PSHE session linked with our challenge this week. <i>LO: to identify things we are grateful for and why</i> <i>SC1: I can identify things that I am grateful for</i> <i>SC2: I can discuss why I am grate for these things</i></p> <p>Being Grateful 😊 As we already know it is easy to think about everything we can’t do at the moment but today I want you to think about all the things you are grateful for. Draw around your hand on a piece of paper, in each outline of a finger write one thing they are thankful for. For</p>

example: family, friends or the environment, the beautiful weather etc. Can you put pictures with it? Have a look at mine for examples of what I am grateful for at the moment.




10:15 – 10:30



Breaktime - have a healthy snack and play.

10:30– 11:00



Reading – Please note the changes below for RWI phonics.

*Oxford Owl have made available for parents all the ebooks linked to each RWI level. This means we no longer need to upload the books to the webpage. Instead, please go to the webpage below. If you go onto 'ebooks' then you will need to register (this is free of charge) and then you will be able to access all the ebooks and choose the correct banded level for your child. Please note that the RWI phonics scheme is based on lots of repetition. Therefore, we usually read the same book about 3 or 4 times before moving onto a new book. For some children they may need to read it more than this to ensure they are completely fluent in reading the book (no sounding out).*

<https://home.oxfordowl.co.uk/reading/reading-schemes-oxford-levels/read-write-inc-phonics-guide/>

*This website also provides lots of other information for parents about phonics. It has other resources on here too should you wish to explore!*

- For every phonics session, please continue to watch the set 3 speed sounds at 10:30 on the Ruth Miskin Youtube channel. Then read a book from the webpage detailed above.

Guided reading – We will be exploring what inference means. Watch the video on BBC Bitesize on what inference is. <https://www.bbc.co.uk/bitesize/topics/zs44jxs/articles/zqmyw6f> . Then watch the video tutorial where Mrs Jones is reading chapter 17 and showing you how to answer inference questions.

[https://www.youtube.com/watch?time\\_continue=274&v=bKx4RddyliA&feature=emb\\_logo](https://www.youtube.com/watch?time_continue=274&v=bKx4RddyliA&feature=emb_logo)

11 – 11:15



2<sup>nd</sup> Breaktime - have a healthy snack and play.

11:15 – 12:15

Maths

To apply my understanding of money

Success criteria:

1. *I can recognise coins and notes*
2. *I can add up amounts*
3. *I can work out change*

When we are at school, once we have learnt all the knowledge that we need, we then apply it to a context. Today I want you to apply your knowledge of addition and subtraction to play shops. You will need to show your understanding of recognising coins, how to add amounts and how to find change by subtracting.

1. First, you will need to make sure you have money! Either print out the money from the webpage or make your own or use money from around your house.
2. Label items in your house – set the items up to look like a shop. The prices you choose depend on how confident you are with money. If you want to challenge yourself choose amounts up to £10. If you don't feel too confident with money choose prices such as 5p, 10p, 20p, 50p.
3. Either invite someone along to your shop or you can pretend to be the customer. Allow them to choose a few items and then add up the total (use whichever method you like for adding).
4. The customer will then need to give you money. You might want to count the money exactly e.g. if the total price of everything is 75p, you might take from them a 50p, a 20p and a 5p. Or, you might want to take a larger amount of money e.g. £1 so that you can work out the change using any subtraction method you like.
5. Make sure you get chance to work out additions and subtractions. Don't forget to smile to give good customer service;)
6. Extension – someone wants to do an online order! Create receipts for your customer.

12:15 – 1:15pm



Lunchtime and playtime

1:15 -2:45pm



Experience – English

*LO: To be able to write a letter*

- 1. I can set the letter out correctly*
- 2. I can use my plan to help me write the content of the letter*
- 3. I can use capital letters, full stops and question marks*

Today you will write the letter that you planned yesterday.

Watch my video to see how to set out your letter. The address needs to go in the top right hand corner. Then you write 'Dear \_\_\_\_\_'. Leave a line before starting your letter. As it is an informal letter, you can sign your letter off with 'from...'

<https://www.youtube.com/watch?v=Zd4P3NSRhB0>

Tomorrow you will edit your letter and then on Friday you will write it up neatly on separate paper so this doesn't need to be your neatest version.

2:45- 3pm



Story time – join Mrs Clarke for storytime. We are sharing stories across the Federation!

Any questions, please email me at: [jfermor@four-](mailto:jfermor@four-)

[elms.kent.sch.uk](mailto:jfermor@four-elms.kent.sch.uk)

Have a great day 😊 I look forward to seeing your fabulous work.