

## Class 2

Monday 11<sup>th</sup> May

### Daily Timetable

9:00-9:30 am



#### P.E

Go the challenge 5 part of the webpage and try someone else's workout video!

<https://www.four-elms.kent.sch.uk/page/?title=Challenge+5%21&pid=319>

If you would like to take part in our cross-country competition, then you have until this Wednesday! Today marks the date where we would usually be taking part in our local derby race at Chiddingstone school.

To mark the occasion, the cross-country team would like to challenge all children to run/jog either 1km or 2km (your choice).

The teachers will award raffle tickets to anyone who takes part, and Mrs Murray has a special prize for the best effort and a prize for the cheeriest photo.

All you have to do is: choose your distance, complete the challenge, then post a photo below with a brief description of the course and conditions (eg were there any hills? was it muddy? what was the weather like?) Entries need to be submitted to our parent Facebook page by Wednesday 13<sup>th</sup> May.

9:30 – 9:45 am

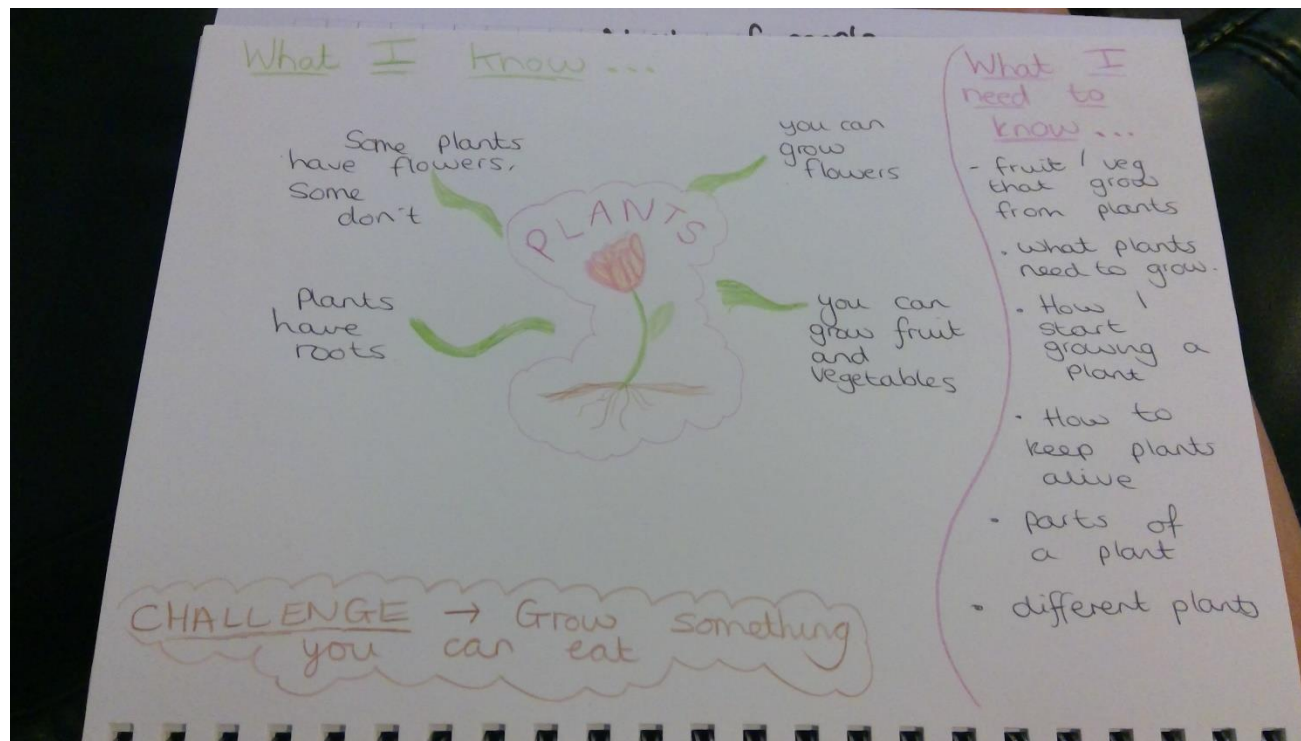


#### Mental Arithmetic

Year 2 – continue practising times tables on TT Rockstars or 'hit the button'

Year 1 – number bonds to 20. This week we will be focusing on pairs of numbers which add up to 20.

	<p>Begin to make a list of numbers that add up to the total or 20. E.g.</p> <p>1 + 19</p> <p>2+ 18 ...</p>
9:45 – 10:15am	<p><u>Experience</u></p> <p>Watch challenge number 6 – how does your garden grow?</p> <p>Then begin reflecting on the task by thinking about what you already know about plants and what you will need to know in order to complete the task this week.</p> <p>See my example below:</p>



Copyright © Belle Wallace 2000

Don't worry if you don't know anything/much about plants, just focus on what you will need to know to complete this week's challenge.

10:15 – 10:30



Breaktime - have a healthy snack and play.

10:30– 11:00



Reading – Please note the changes below for RWI phonics.



*Oxford Owl have made available for parents all the ebooks linked to each RWI level. This means we no longer need to upload the books to the webpage. Instead, please go to the webpage below. If you go onto 'ebooks' then you will need to register (this is free of charge) and then you will be able to access all the ebooks and choose the correct banded level for your child. Please note that the RWI phonics scheme is based on lots of repetition. Therefore, we usually read the same book about 3 or 4 times before moving onto a new book. For some children they may need to read it more than this to ensure they are completely fluent in reading the book (no sounding out).*

<https://home.oxfordowl.co.uk/reading/reading-schemes-oxford-levels/read-write-inc-phonics-guide/>

*This website also provides lots of other information for parents about phonics. It has other resources on here too should you wish to explore!*

- For every phonics session, please continue to watch the set 3 speed sounds at 10:30 on the Ruth Miskin Youtube channel. Then read a book from the webpage detailed above.

Guided reading – for those of you in guided reading, please complete the guided reading task on the webpage.

11 – 11:15 	2 <sup>nd</sup> Breaktime - have a healthy snack and play.
11:15 – 12:15	<p><u>Maths</u></p> <p><u>To be able to fill in a Venn diagram</u></p> <ol style="list-style-type: none"> <li>1. I understand what a Venn diagram is</li> <li>2. <i>I can read the category titles</i></li> <li>3. <i>I can group items to create my Venn diagram</i></li> </ol> <p>Watch my video showing you what a Venn diagram is.  <a href="https://www.youtube.com/watch?v=6c-XgA-VGDI">https://www.youtube.com/watch?v=6c-XgA-VGDI</a></p> <p>Then, have a go at filling in a Venn diagram starting with the flower sorting Venn diagram. Once you have completed that one, fill in the numbers Venn diagram. This one is a little bit trickier!</p> <p>If you complete all of the above and want a challenge, you could create your own Venn diagram. Perhaps you could group some of your toys!</p> <p>At the end of the lesson, think about whether you met today's success criteria. Write a note at the bottom of your work.</p>
12:15 – 1:15pm 	Lunchtime and playtime
1:15 -2:45pm	<p><u>Experience</u></p> <p>To identify and name a variety of plants</p>



1. I can find out what a plant is called
2. I can say the names of the different plants that I saw

Follow the powerpoint to find out more about types of plants that we might find in a garden.

For your activity, you have a choice of activities:

1. If you have a garden or you are able to get out and about in your local area you can go on a plant hunt. On the activity sheet (or just in your journals), draw the different plants you come across then try and find out the names of them. Write them underneath each picture.
2. If you are not able to get out and about, then look at the pictures on the second page of your activity sheet. Use these plants to design a lovely garden. Draw and label the plants that you would have in your dream garden. You could research other plants too!

At the end of the lesson, look back at the success criteria. Did you meet it? Make a note at the bottom of your work.

2:45 – 3pm



Story time – join me for storytime.

<https://www.youtube.com/watch?v=w5cbaEdPjWs>

Any questions, please email me at: [jfermor@four-elms.kent.sch.uk](mailto:jfermor@four-elms.kent.sch.uk)

Have a great day ☺ I look forward to seeing your fabulous work.