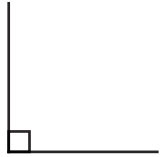
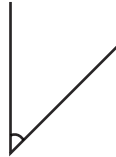




1) Order these angles from smallest to largest by labelling them from 1-4.



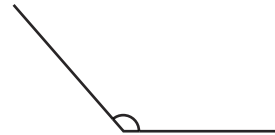
3



2



1



4

2) Look at this shape and use < and > symbols to complete the statements below.

angle a > angle c

angle b < angle a

angle d < angle a

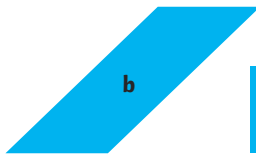
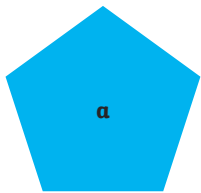


3) Label two of the angles in the shape above as either acute or obtuse.
 Children may label b, c or d as acute and a as obtuse.

1) Which of these shapes is the odd one out based on its angles?

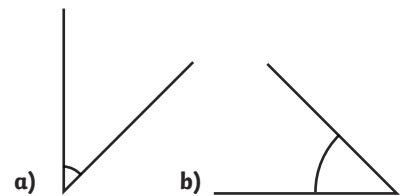
Explain your answer:

Accept any reasonable response, e.g. C is the odd one out as it does not have any obtuse interior angles.



2) Tilly says, "Angle b is the largest."
 Jaz says, "The angles are the same size."
 Who do you agree with? Why?

Jaz. Tilly has seen that the angle arc is bigger, but it is just further from the angle.
 The angles are the same. Children may choose to measure the angles to check.



1) Kel and Holly disagree:

Kel says, "I can draw one right angle and three acute angles which would add up to 360° all together."

Holly says, "I can draw one right angle and three obtuse angles which would add up to 360° all together."

Who is correct?

Neither is correct.

Explain your answer.

Answers should explain the following: The largest acute angle possible is 89° and 89°+89°+89°+90° is less than 360°. The smallest obtuse angle possible is 91° and 91°+91°+91°+90° is more than 360°.

2) Gem draws four angles that have a sum of 360°. She says, "One angle is acute and a multiple of 10. The second angle is a quarter turn. The third angle is obtuse and a multiple of 25. The fourth angle is 55°."

What could the angles be?

90°, 55°, 175° and 40°

Is there more than one possibility?

No.

